

MASTER TEXT in English
 1 - GENERAL INFORMATION
 1.1) The information provided by the manufacturer (hereinafter information) must be read and well understood by the user before using the device.
 1.2) All our devices are tested / checked piece by piece in accordance to the procedures of the Quality System certified according to the UNI EN ISO 9001 standard.
 1.3) Personal protective equipment is certified by the notified body reported in the specific instructions of the device in accordance with Annex V of the Regulation (EU) 2016/425. If Category III PPE, they are subject to surveillance of production in accordance with Annex VIII of the Regulation (EU) 2016/425 by the notified body whose accreditation number is marked on the device.
 1.4) Personal use of the device is recommended to monitor the degree of the device and to maintain it continuously.
 1.5) Check that the device has been supplied intact, in the original packaging and with its information. For devices sold in different countries from the destination of origin, the distributor shall verify and supply the translation of this information.
 1.6) This device can be used in combination with other devices when compatible with relevant manufacturer information.
 1.7) Important
 1.7.1) Avoid exposing the device to sources of heat and contact with substances chemical. Reduce direct exposure to the sun, in particular for textile and plastic devices. Low temperatures and humidity can facilitate the formation of ice, make it difficult to make connections, reduce flexibility, as well as increasing the risk of breakage, cutting and abrasion.
 1.7.2) The position of the anchor is fundamental for arresting a fall safely; carefully assess the clearance under the user, the height of a potential fall, the stretch of the line/rope, the deployment of an eventual energy absorber, the height of the user, and the "pendulum" effect, in order to avoid any possible obstacle (eg the ground, the rubbing, abrasions, etc.).
 1.7.3) The minimum strength of the anchor points shall be at least 12 kN, both made on natural and artificial elements. The evaluation of those made on natural elements (rock, plants, etc.) are only possible in an empirical way, so it shall be carried out by a trained and experienced person. For those made on elements artificial (metal, concrete, etc.), the evaluation can be carried out scientifically, therefore it shall be carried out by a trained and authorized person.
 1.8) Warning
 1.8.1) Prolonged suspension, especially if inert, can cause damage irreversible and even death.
 1.8.2) It is absolutely forbidden to modify and / or repair the device, outside than what is prescribed in this information.
 1.8.3) If the user has the slightest doubt about the efficiency of the device shall replace it immediately, particularly after using it to stop a fall.
 1.8.4) This device shall only be used by users medically fit, trained (and educated) for use or under direct control of trainers / supervisors.
 1.8.5) Rock and ice climbing, descents and abseils, the "via ferrata", speleology and caving, ski-mountaineering, canyoning, exploration, rescue, tree climbing and work at height are all high-risk activities that may involve even fatal accidents. The user assumes all risks arising from the practice of these activities and the use of all our devices.
 1.8.6) Laboratory tests, checks, inspections, information and standards do not always succeed to reproduce the practice, so the results obtained in real life conditions of use of the device may sometimes differ significantly. The best indications are provided by the continuous use and practice under the supervision of competent / experienced / qualified persons.
 1.8.7) This information concerns the description of the features, performances, assembly, disassembly, maintenance, conservation, disinfection, etc. of the device. Even if they contain some suggestions for use, should not be considered an operating manual in real situations (as well as a maintenance manual of a car does not teach driving and does not replace driving school).

2 - WORK AT HEIGHT
 2.1) Additional information for individual fall protection systems in the context of work at height.
 2.2) For safety purposes, in these systems is essential to:
 - carry out risk assessment and ensure that the entire system, of which this device is only one part, is both reliable and safe;
 - prepare a rescue plan to deal with any emergencies that could arise while using the device;
 - position the anchor device or the anchor point as high as possible;
 - minimize the height of potential falls;
 - use devices that are suitable for the purpose and certified.
 2.3) Important: in a fall arrest system it is mandatory to use a full body harness being the only device suitable for this use and this device must comply with current regulations.
 3 - STORAGE AND MAINTENANCE
 3.1) Store the device in a dry place (relative humidity 40-90%), fresh (temperature 5-30 ° C) and dark, chemically neutral (avoid absolutely saline and / or acid environments), away from sharp edges, corrosive substances or other possible prejudicial conditions.
 3.2) Transport the device considering the precautions foreseen for storage and limit direct exposure to sunlight and moisture.
 3.3) Maintain the device as follows:
 - wash frequently with warm drinking water (30 ° C), possibly with the addition of a neutral detergent;
 - rinse and leave to dry, avoiding spinning and direct exposure to the sun;
 - only for metal components, lubricate the moving parts with silicone-based oil after drying, avoiding contact with textile parts.
 3.4) If necessary, disinfect by soaking the device for an hour in warm water with sodium hypochlorite diluted 1% (bleach). Rinse thoroughly with drinking water, and, without spinning, leave to dry without exposure direct to the sun. Avoid autoclaving the textile devices.

4 - CONTROLS AND INSPECTIONS
 4.1) User safety depends on continuous efficiency, integrity and strength of the device, which it is necessary to monitor through the controls and the prescribed inspections.
 4.2) Before and after use the user must carry out all the checks described in specific information, and in particular make sure that the device is:
 - in optimal conditions and that works properly;
 - suitable for use in accordance with these instructions (any other use is considered non-compliant and therefore potentially dangerous).
 4.3) Except for more restrictive legal requirements, inspections of Category III devices shall be carried out:
 - at least every 12 months starting from the first use;
 - the time interval between inspections can be reduced according to the type, the frequency and the environment of use;
 - by a competent person (therefore formed and authorized by the manufacturer, eg a "KONG PPE Inspector") in strict compliance with the manufacturer's instructions.
 4.4) The results of periodic inspections must be recorded on the form inspection of the device or on a designated register.
 5 - DEVICE LIFE
 5.1) The lifespan of the metal components is indefinable, theoretically unlimited, while those affected by aging report the expiration date over which the device shall be replaced. This provided that:

- the device was not used to stop a fall;
 - the methods of use comply with the information in this information;
 - storage and maintenance are carried out as described in part 3;
 - the results of pre-use and post-use controls are positive;
 - the results of periodic inspections are positive;
 - the device is used correctly not exceeding the marked MBS of 1/4 for metal devices or of 1/10 polymer/mixed devices.
 5.2) Discard the devices used to stop a fall or which have not passed pre-use or post-use controls, or periodic inspections.
 5.3) Improper use, deformations, falls, wear, chemical contamination, exposure to temperatures below -30 ° C or above + 50 ° C for textile/plastic parts/devices and + 120 ° C (eg autoclave) for metal devices, are some examples of other causes that can reduce, limit and terminate the life of the device.
 6 - LAW OBLIGATIONS
 6.1) Professional, recreational and competition activities are often regulated by specific laws or regulations that may impose limits and/or requirements for the use of PPE and the preparation of safety systems, of which PPE are components.
 6.2) It is duty of the user to know and apply these laws which could provide for limits different from those reported in this information.
 7 - GUARANTEE
 7.1) The manufacturer guarantees the conformity of the device to the regulations in force at the time of production. The warranty for defects is limited to the defects of raw materials and manufacturing, does not include normal wear and tear, oxidation or damage caused by improper use and/or in competitions (where they are not specifically accepted by the organization of the same), from incorrect maintenance, transport, storage or storage, etc. The warranty expires immediately if the device is modified or tampered with.
 7.2) The validity corresponds to the legal guarantee of the country in which the device was sold, starting from the date of sale of the new product. After this period no claim can be made against the manufacturer.
 7.3) Any request for repair or replacement under warranty must be accompanied by a proof of purchase. If the defect is recognized, the manufacturer will commit to repair or, at its discretion, to replace or refund the device. In no case the manufacturer's liability extends beyond the invoice price of the device.
 8 - SPECIFIC INFORMATION

The Personal Protective Equipment Category III 944.000 and 944.010 "FUTURA MINI BLOCK" is:
 - a sheave mounted in a plate used to link a rope or an accessory cord to a connector reducing the friction while the rope or accessory cord is moving under load, equipped with a rope clamp that will clamp under load in one direction and move freely in the opposite direction;
 - part of a system protecting/preventing against impact caused by fall from a height;
 - certified according to EN12278:2007 and conform to UIAA127:2018.
 Fig. 1 - Clamping difference - Version 944.000 has got a pin (B) to lock in the open position the cam (A), while version 944.010 is mono-directional and ideal for block and tackle systems.
 Fig. 2 - Rope attachment - Make the rope pass through and attach a suitable connector to the holes (C).
 Fig. 3 - Walking on the line - Version 944.000 can be easily attached to the middle of the rope.
 Fig. 4 - Mobile pulley - This device can be used for lifting loads with mechanical advantage.
 Fig. 5 - Tackle - By using the hole (E), this device can be easily used for creating a block and tackle.
 Fig. 6 - Examples of wrong and dangerous use.
 Fig. 7 - Force composition - By reducing the deflection in a rope (therefore widening the angle), the forces acting on the anchoring points exponentially increase.

Compatibility - This device has been designed to be used with:
 - connectors according to EN362 and/or EN12275;
 - rope lanyards according to EN354
 - slings according to EN566;
 - accessory cords according to EN564;
 - ropes according to EN892 or EN1891.

When assembling the system check that the rope does not touch the metal plates nor can be placed between the sheave and the plates. Pre and post use checks - Before and after use, make sure that the device is in an efficient condition and that its working property, in particular, check that:
 - it is suitable for the intended use;
 - has not been mechanically deformed;
 - does not show cracks, wear, corrosion and oxidation;
 - the sheave rotate freely;
 - when released the clamp (A) return to the locking position, and that its teeth are not worn out;
 - markings are legible.

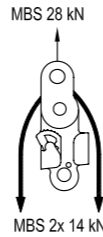
Before use and in a position that is completely safe, on each occasion check that the device holds correctly by putting your weight on it. Important:-the maximum diameter of suitable rope is 12mm;-WLL (Working Load Limit) of the rope clamp (A) is 4kN;-MBS (Minimum Breaking Strength) of the device is 28kN;-the clamp (A) can be used with ropes between from ø8mm to a 12mm;-pay attention to the rope course and possible obstacles it can encounter;-if there is short distance between the rope and the open clamp (A), there could be an accidental activation of the clamping mechanism.

Warning:
 -use this device exclusively with the rope between the closed plates secured by a connector;
 -particular conditions (e.g.: heat, cold, wet, ice, oil, dust) affect or interfere with the performances of this device;
 -using this device as mono-directional pulley and connecting a person to the wrong end of the rope can lead to fatal consequences.

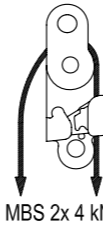
MARKINGS

EN 12278:07

Compliance with European standard EN 12278:2007 -Pulley for fall protection systems. Conformità alla norma europea EN 12278:2007 - Puleggia per sistemi di protezione anticaduta. Conformité à la norme européenne EN 12278:2007 - Poulie pour systèmes de protection contre les chutes. Genügt der europäischen Norm EN 12278:2007 - Seilrolle für Absturzschutzsysteme. Cumplimiento de la norma europea EN 12278:2007 - Polea para sistemas de protección contra caídas. Conformidade com a norma europeia EN 12278:2007 -Pulley para sistemas de protecção contra quedas.



Minimum Breaking Strength when used as pulley.
 Resistenza minima alla rottura se usata come puleggia
 Résistance minimale à la rupture en cas d'utilisation comme poulie.
 Mindestbruchlast bei Verwendung als Seilrolle.
 Fuerza de rotura mínima cuando se usa como polea.
 Resistência mínima à ruptura quando utilizada como roldana.



Working Load Limit when used as pulley with clamp.
 Resistenza minima alla rottura se viene utilizzato come puleggia.
 Carico di lavoro limite quando viene utilizzato come puleggia con bloccante.
 Limite de charge de travail lorsqu'il est utilisé comme poulie avec pince.
 Betriebsbelastungsgrenze bei Verwendung als Seilrolle mit Klemme.
 Limite de carga de trabajo cuando se usa como polea con bloqueador.
 Limite de carga de trabalho quando usado como roldana com grampo.

MBS 14 kN

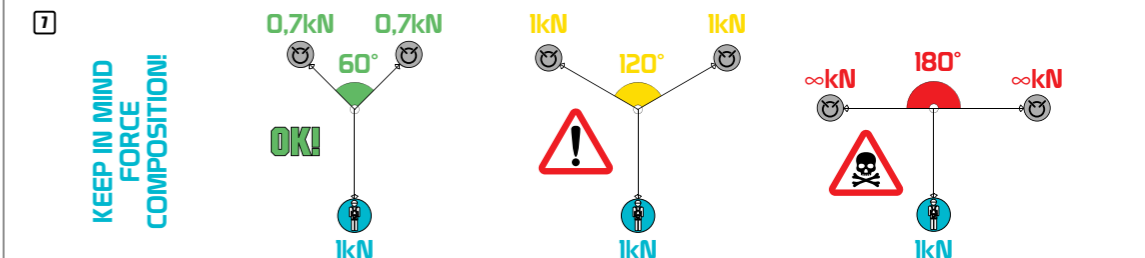
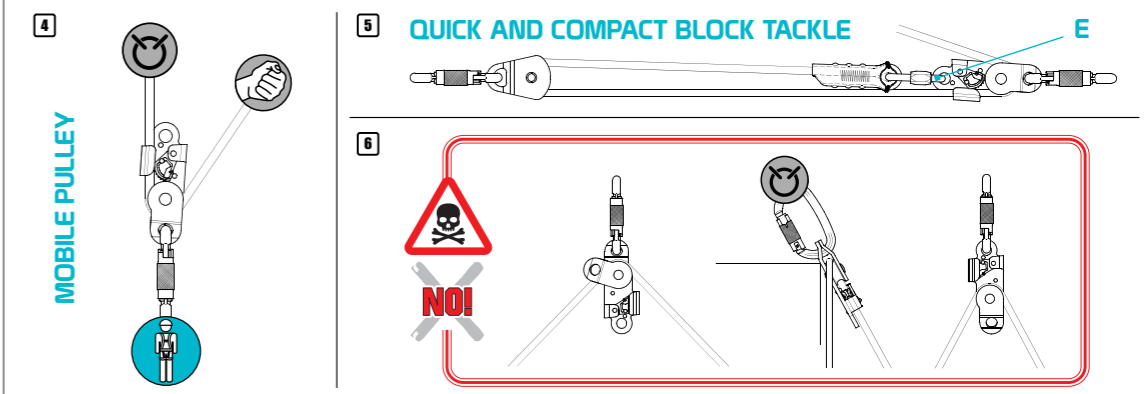
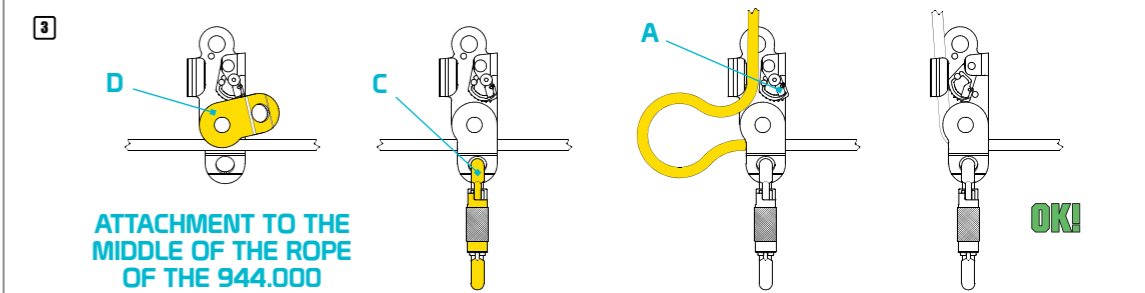
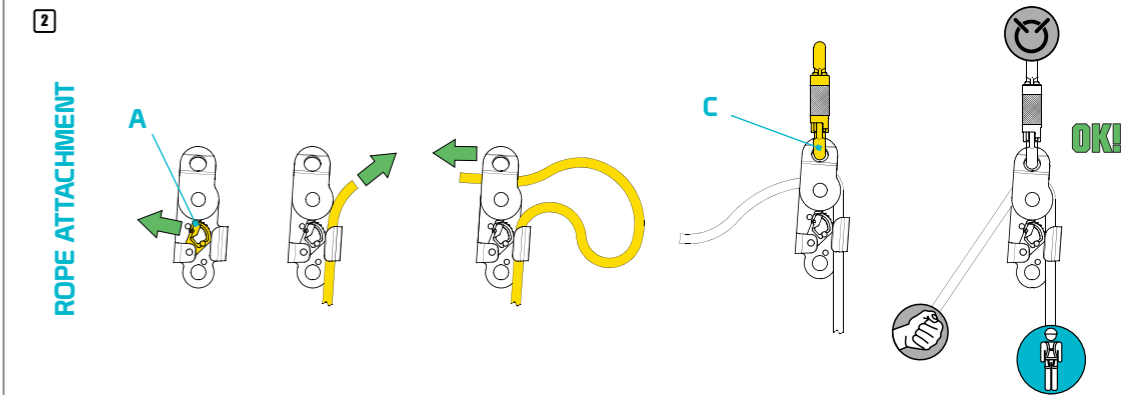

Minimum breaking Strength of the Secondary connection holes
 Resistenza minima di rottura dei fori di collegamento secondari.
 Résistance minimale à la rupture des trous de connexion secondaires.
 Mindestbruchlast der sekundären Verbindungslöcher.
 Fuerza de rotura mínima de los orificios de conexión secundarios.
 Resistência mínima à ruptura dos furos de ligação secundários

Ø 8 ÷ 12 mm

Diameters of ropes suitable for use. No wires or cables allowed!
 Diametri delle corde adatte all'uso. Diamètres des cordes adaptés à l'utilisation.
 Durchmesser der verwendeten Seile
 Diámetro de las cuerdas adecuadas para el uso.
 Diâmetros de cordas adequadas para utilização Não são permitidos fios ou cabos!

INSPECTION SHEET

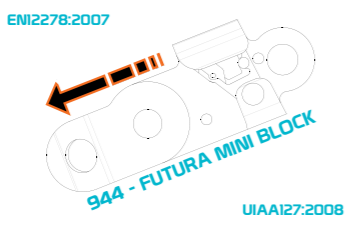
1	2	3	4	5	6	7	8	9	10	11	12
1	Model - Modello - Modéle - Modell - Modelo - Modelo										
2	Serial number - Numero seriale - Numéro de série - Seriennummer Número de serie - Número de série										
3	Production date - Data di produzione - Date de production - Herstellungsdatum Fecha de producción - Data de produção										
4	Expiring date - Data di scadenza - Date de péremption - Gültigkeitsdatum Fecha de caducidad - Prazo de validade										
5	First use date - Data di primo utilizzo - Date de première utilisation Datum der Erstbenutzung Fecha del primer uso - Data da primeira utilização										
6	User name - Nome utilizzatore - Nom d'utilisateur - Name des Anwenders Nombre del usuario - Nome do utilizador										
7	Place of purchase - Luogo di acquisto - Lieu d'achat - Verkaufsort Lugar de adquisición - Local de compra										
8	Inspection date - Data ispezione - Date de l'inspection - Datum der Inspektion Fecha de Inspección - Data da inspeção										
9	Result - Risultato - Résultat - Ergebnis - Resultado - Resultado										
10	Comments - Comment - Commentaires - Anmerkungen - Comentarios Comentários										
11	Next inspection before - Prossima ispezione entro - Prochaine inspection avant le Nächste Inspektion innerhalb von - Próxima inspección dentro de - Próxima inspeção dentro de										
12	Inspector's sign - Firma ispettore - Signature de l'inspecteur - Unterschrift des Prüfers Firma del Inspector - Assinatura do inspetor										



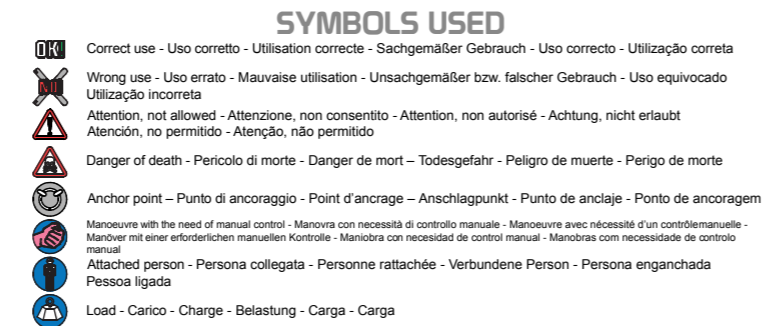
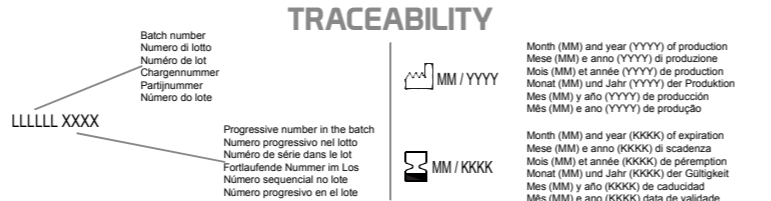
FUTURA MINI BLOCK



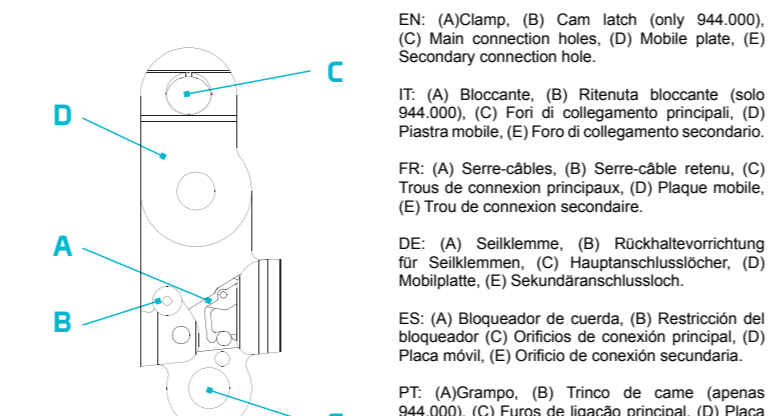
WWW.KONG.IT
 Made in Italy



ZZ V06440 rev. 5 + ZZ V06601 rev. 0.1.0



NOMENCLATURE



Read and always follow the information supplied by the manufacturer
 Leggere e seguire sempre le informazioni fornite dal fabbricante
 Toujours lire et suivre les informations fournies par le fabricant
 Die Angaben des Herstellers müssen immer gelesen und befolgt werden
 Lea siempre y respete la información proporcionada por el fabricante
 Leia e siga sempre as informações fornecidas pelo fabricante

CE 0068 CERTIFIED BY
MODULE D surveillance **MODULE B** type certificate
 NB n° 0068 **MTIC InterCert S.r.l.** NB n° 2008 **DolomitiCert Scarl**
 Via G. Leopardi 14 Z.I. Villanova 7/A
 20123 - Milano (MI) - Italy 32013 Longarone (BL) - Italy



Download the declaration of conformity at:
 Scarica la dichiarazione di conformità a :
 Télécharger la déclaration de conformité à:
 Laden Sie die Konformitätserklärung herunter zu:
 Descargar la declaración de conformidad en:
 Descarregue a declaração de conformidade de:
www.kong.it/conformity

